

Description:

Oventrop metering stations made of brass resistant to dezincification, stainless steel or cast iron.

Metering station made of brass resistant to dezincification:

The metering station PN 25 is equipped with two pressure test points. Inlet port female thread, outlet port male thread according to EN 10226. Copper pipes (according to DIN EN 1057) can be connected to the female thread DN 15 and DN 20 by use of the suitable compression fittings "Ofix" (reinforcing sleeves are to be used!).

Stainless steel or cast iron metering station:

The metering stations PN 16 or PN 25 are equipped with two extended pressure test points. Wafer type to fit between two flanges PN 16 or PN 25.

Technical data:

Max. operating temperature t_s : 150 °C
 Min. operating temperature t_s : -20 °C
 Max. operating pressure p_s : 16 bar (PN 16)/25 bar (PN 25)

Application:

Oventrop metering stations are installed in the pipework of hot water central heating and cooling systems and serve to achieve a hydronic balance between the various circuits of the system.

The metering stations may be installed in either the supply or the return pipe.

They are installed either close-coupled to an Oventrop double regulating and commissioning valve to form a commissioning set or to an Oventrop isolating valve.

The balance is achieved by adjusting and setting the double regulating and commissioning valve whilst measuring the pressure loss across the metering station.

Advantages:

- easy operation by use of one single characteristic line of the metering station
- can be installed separately, e.g. as a constant monitoring device
- flow characteristic lines are stored in the flow-meter "OV-DMC 2", item no. 1069177

Notes:

We recommend a minimum of 5 diameters of straight valve sized pipe on the inlet port of the metering station with nothing more restrictive between the metering station and the succeeding valve.



Metering station made of brass resistant to dezincification



Metering station made of stainless steel

Metering station made of brass resistant to dezincification

Metering station made of brass resistant to dezincification

Measuring technique "classic"

Inlet port female thread

Outlet port male thread according to EN 10226

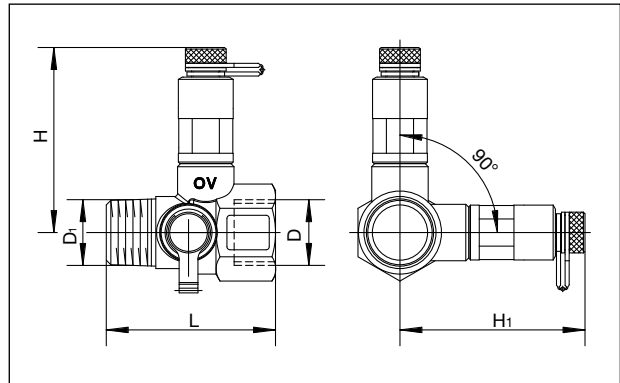
Tender specification:

Metering station made of brass resistant to dezincification complete with two pressure test points, inlet port female thread, outlet port male thread according to EN 10226.

Technical data:

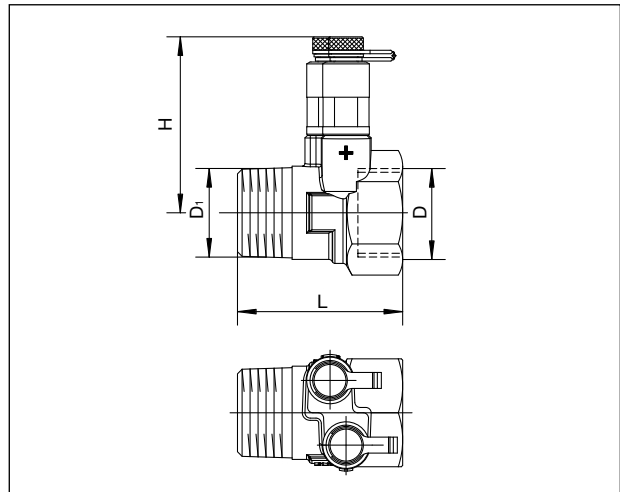
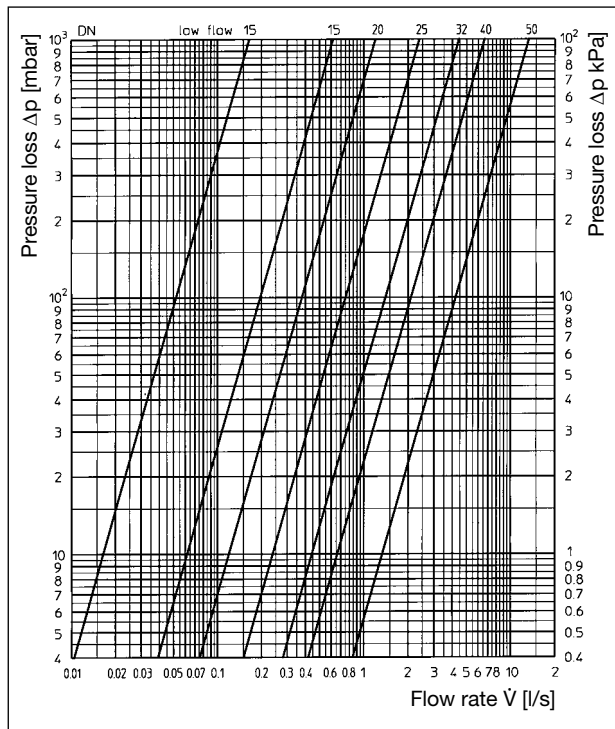
Max. operating temperature t_s : 150 °C
 Min. operating temperature t_s : -20 °C
 Max. operating pressure p_s : 25 bar (PN 25)

Size	kv	Item no.
DN 15LF	0.55	1060644
DN 15MF	1.20	1060634
DN 15	2.20	1060604
DN 20	4.25	1060606
DN 25	8.60	1060608
DN 32	15.90	1060610
DN 40	23.70	1060612
DN 50	48.00	1060616



Item no.	DN	D EN 10226	D ₁ EN 10226	L	H	H ₁
1060604	15	Rp 1/2	R 1/2	54	60	60
1060634	15 MF	Rp 1/2	R 1/2	54	60	60
1060644	15 LF	Rp 1/2	R 1/2	54	60	60
1060606	20	Rp 3/4	R 3/4	55	62	62

Dimensions metering station DN 15 and DN 20



Item no.	DN	D EN 10226	D ₁ EN 10226	L	H
1060608	25	Rp 1	R 1	62	66
1060610	32	Rp 1 1/4	R 1 1/4	69	70.5
1060612	40	Rp 1 1/2	R 1 1/2	69	76
1060616	50	Rp 2	R 2	80	81

Dimensions metering station DN 25 und DN 50

Metering station made of stainless steel
Measuring technique "classic"

Tender specification:

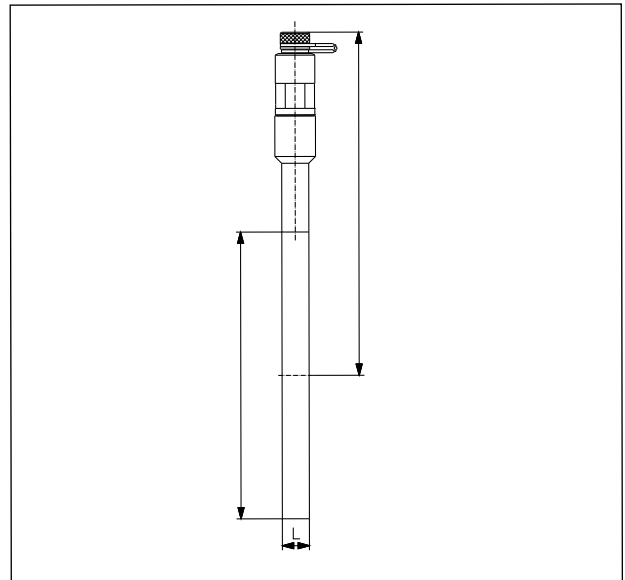
Metering station made of stainless steel, wafer pattern, for flanges according to DIN EN 1092/PN 16 or PN 25, complete with two pressure test points, to fit between two flanges.

Technical data:

Max. operating temperature t_s : 150 °C
 Min. operating temperature t_s : -20 °C
 Max. operating pressure p_s : 16 bar (PN 16)
 Max. operating pressure p_s : 25 bar (PN 25)

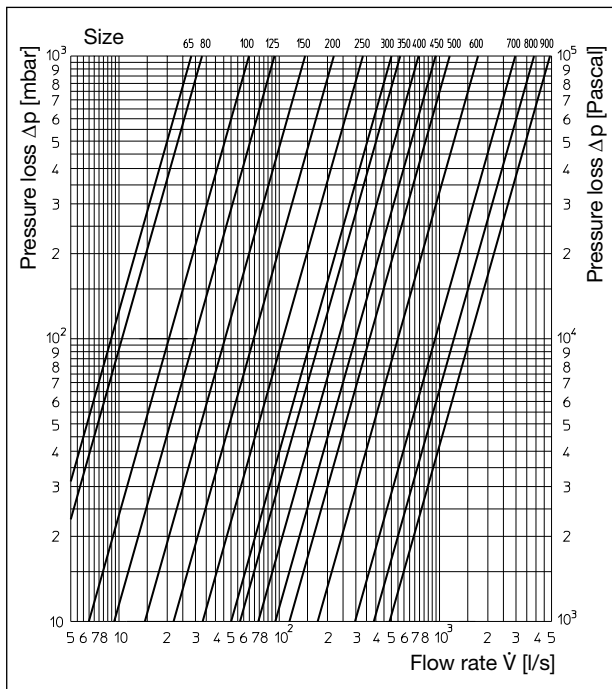
Size	kv	Item no. (PN 16)	Item no. (PN 25)
DN 65	102	1060751°	
DN 80	120	1060752°	
DN 100	234	1060753	1060853
DN 125	335	1060754	1060854
DN 150	522	1060755	1060855
DN 200	780	1060756	1060856
DN 250	1197	1060757	1060857
DN 300	1810	1060758	1060858
DN 350	2050	1060759	1060859
DN 400	2650	1060760	1060860
DN 450	3400	1060761	1060861
DN 500	4200	1060762	1060862
DN 600	6250	1060763	1060863
DN 700	10690	1060764	
DN 800	14000	1060765	
DN 900	17577	1060766	
DN 1000	22540	1060767	

° DN 65 and DN 80 also suitable for flanges PN 25



DN	D 106 07	D 106 08	L	H 106 07	H 106 08
65	127	-	12	201	-
80	142	-	12	208	-
100	162	168	12	218	221
125	192	194	12	233	234
150	218	224	12	246	249
200	273	284	12	274	279
250	329	340	12	302	307
300	384	400	12	330	337
350	444	457	12	409	416
400	495	514	12	435	444
450	555	564	12	465	469
500	617	624	12	496	500
600	734	731	12	554	553
700	804	-	12	590	-
800	911	-	12	643	-
900	1011	-	12	693	-
1000	1128	-	12	751	-

Dimensions



Metering station made of cast iron
Measuring technique "classic"

Tender specification:

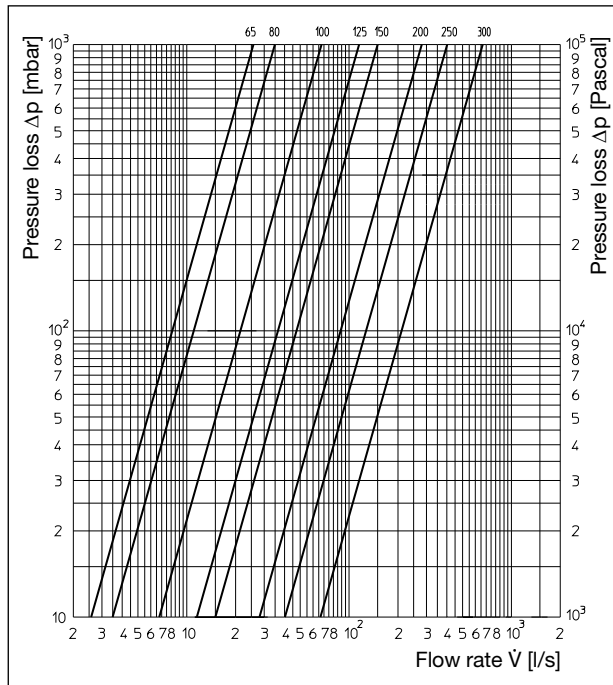
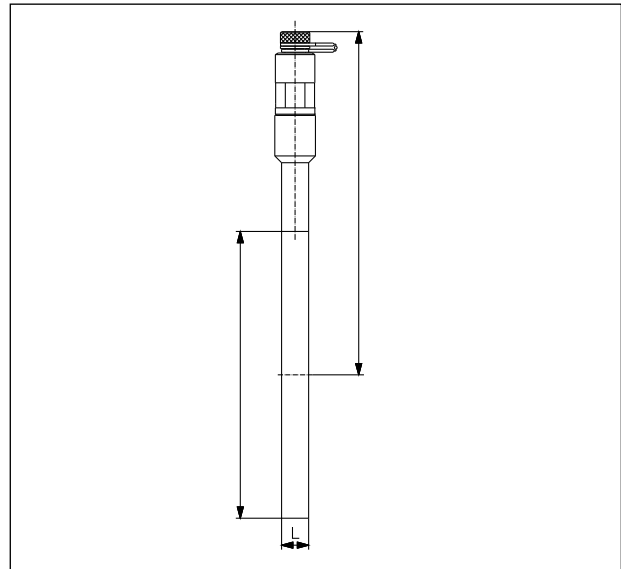
Metering station made of cast iron (EN-GJL-250 DIN EN 1561), wafer pattern, for flanges according to DIN EN 1092/PN 16, complete with two pressure test points, to fit between two flanges.

Technical data:

Max. operating temperature t_s : 120 °C
 Min. operating temperature t_s : -10 °C
 Max. operating pressure p_s : 16 bar (PN 16)

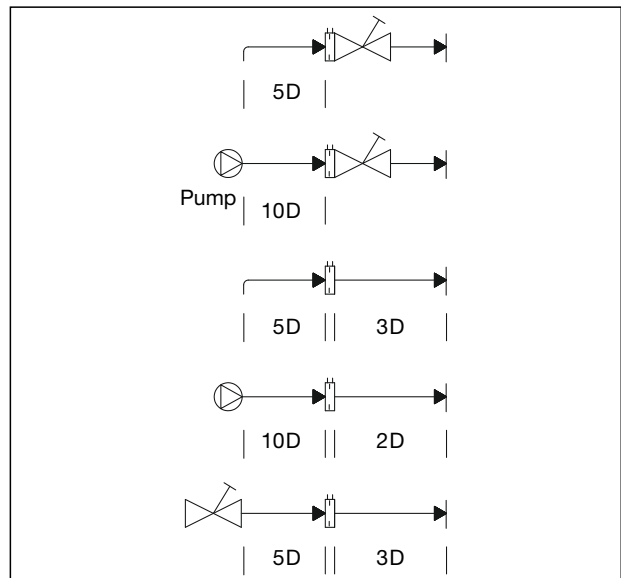
Size	kv	Item no.
DN 65	93	1060771°
DN 80	126	1060772°
DN 100	244	1060773
DN 125	415	1060774
DN 150	540	1060775
DN 200	1010	1060776
DN 250	1450	1060777
DN 300	2400	1060778

° DN 65 and DN 80 also suitable for flanges PN 25



DN	D	L	H
65	127	20	127
80	142	20	134
100	162	20	144
125	192	20	159
150	218	20	172
200	273	20	200
250	329	20	228
300	384	20	255

Dimensions



Installation advice

OVENTROP GmbH & Co. KG
 Paul-Oventrop-Straße 1
 D-59939 Olsberg
 Germany
 Telephone +49(0) 2962 82-0
 Fax +49(0) 2962 82-450
 E-Mail mail@oventrop.de
 Internet www.oventrop.de

Subject to technical modification without notice.

Product group 3
 ti 140-1/10/MW
 Edition 2014

For an overview of our global presence visit www.oventrop.de.