


Rotary actuator with fail-safe for ball valves

- Torque motor 2.5 Nm
- Nominal voltage AC 230 V
- Control Open/close
- Deenergised closed (NC)


Technical data

| | | |
|------------------------|--|--|
| Electrical data | Nominal voltage | AC 230 V |
| | Nominal voltage frequency | 50/60 Hz |
| | Nominal voltage range | AC 85...265 V |
| | Power consumption in operation | 2.5 W |
| | Power consumption in rest position | 1.5 W |
| | Power consumption for wire sizing | 5 VA |
| | Connection supply / control | Cable 1 m, 2 x 0.75 mm ² |
| | Parallel operation | Yes (note the performance data) |
| Functional data | Torque motor | 2.5 Nm |
| | Torque fail-safe | 2.5 Nm |
| | Direction of motion fail-safe | Deenergised NC, valve closed (A – AB = 0%) |
| | Running time motor | 75 s / 90° |
| | Running time fail-safe | <75 s / 90° |
| | Sound power level, motor | 50 dB(A) |
| | Position indication | Mechanical |
| | Service life | Min. 60'000 fail-safe positions |
| Safety | Protection class IEC/EN | II reinforced insulation |
| | Degree of protection IEC/EN | IP42 |
| | EMC | CE according to 2014/30/EU |
| | Low voltage directive | CE according to 2014/35/EU |
| | Certification IEC/EN | IEC/EN 60730-1 and IEC/EN 60730-2-14 |
| | Mode of operation | Type 1 |
| | Rated impulse voltage supply / control | 2.5 kV |
| | Control pollution degree | 3 |
| | Ambient temperature | -30...50 °C |
| | Storage temperature | -40...80 °C |
| | Ambient humidity | Max. 95% r.H., non-condensing |
| | Servicing | maintenance-free |
| Weight | Weight | 0.57 kg |

Safety notes



- This device has been designed for use in stationary heating, ventilation and air-conditioning systems and must not be used outside the specified field of application, especially in aircraft or in any other airborne means of transport.
- Outdoor application: only possible in case that no (sea) water, snow, ice, insolation or aggressive gases interfere directly with the actuator and that is ensured that the ambient conditions remain at any time within the thresholds according to the data sheet.
- Caution: Power supply voltage!
- Only authorised specialists may carry out installation. All applicable legal or institutional installation regulations must be complied during installation.
- The device may only be opened at the manufacturer's site. It does not contain any parts that can be replaced or repaired by the user.
- Cables must not be removed from the device.
- The device contains electrical and electronic components and must not be disposed of as household refuse. All locally valid regulations and requirements must be observed.

Product features

| | |
|------------------------------------|---|
| Mode of operation | The actuator moves the valve to the operating position at the same time as tensioning the return spring. The valve is turned back to the fail-safe position by spring force when the supply voltage is interrupted. |
| Simple direct mounting | Simple direct mounting on the ball valve with only one screw. The mounting orientation in relation to the ball valve can be selected in 90° steps. |
| High functional reliability | The actuator is overload protected, requires no limit switches and automatically stops when the end stop is reached. |

Electrical installation

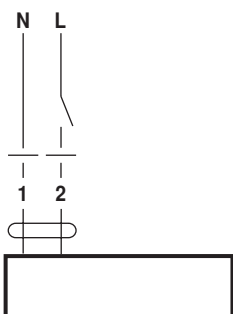


Notes

- Caution: Power supply voltage!
- Parallel connection of other actuators possible. Observe the performance data.

Wiring diagrams

AC 230 V, open/close

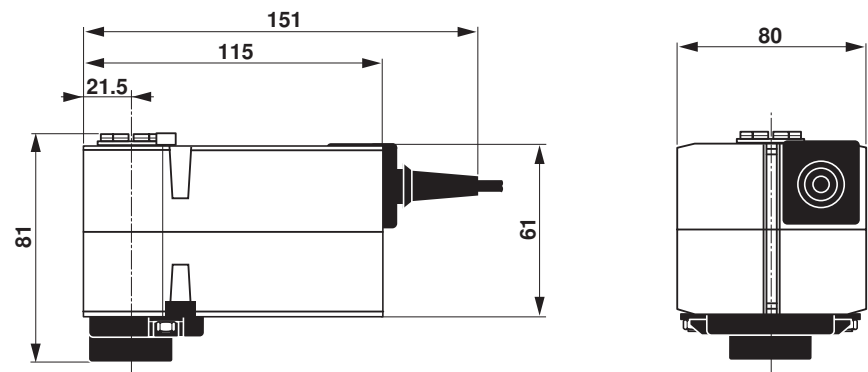


Cable colours:

- 1 = blue
- 2 = brown

Dimensions [mm]

Dimensional drawings



Further documentation

- The complete product range for water applications
- Data sheets for ball valves
- Installation instructions for actuators and/or ball valves
- General notes for project planning