

DS34 || Differential Pressure Switch

The differential pressure switch type DS34 is suitable for all non aggressive gases and fluids, as they are:

service water, heating water, neutral gas, oil, oily water...

Applications can be named in:

- filtration systems
- process technique
- machine building

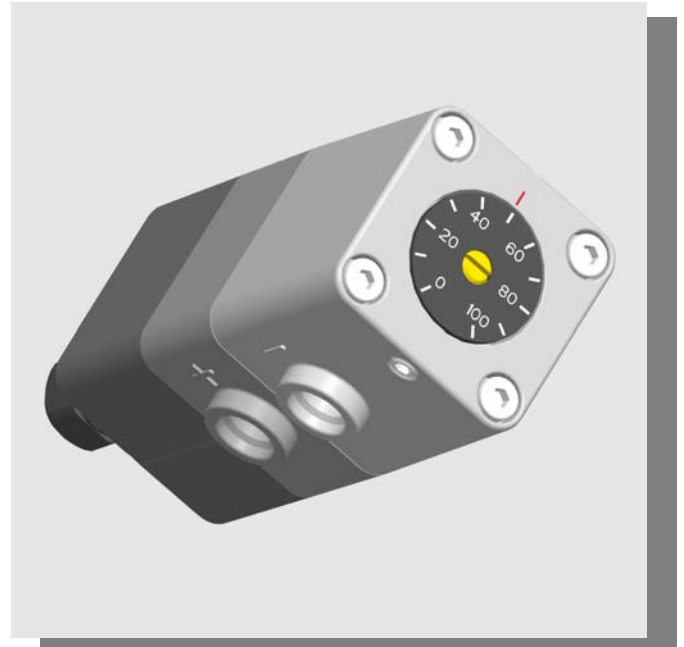
Function

The differential pressure switch is build around a rugged, reliable membrane sensing system.

It is suitable to detect vacuum, over pressure and differential pressure.

In every application the switch is working on the same principle. The pressure or differential pressure to be measured generates a force on the membrane. This force moves the membrane in one direction against the measuring range spring. A plunger fitted to the membrane operates a microswitch when attempting the adjusted switch point.

The switch point is adjusted by means of an indicating dial.



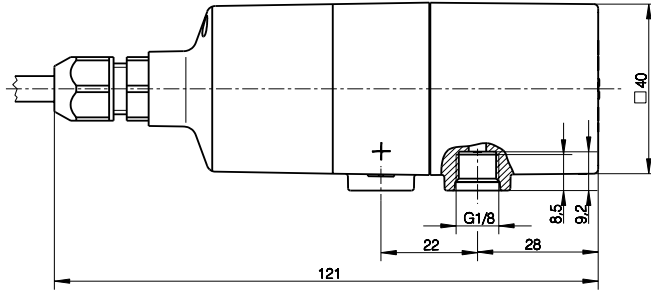
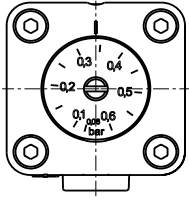
Main Features

- high repeatability
- long shelf life
- overload proof

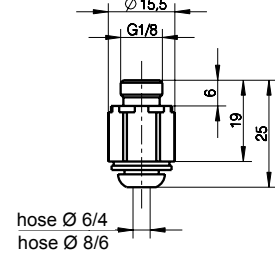
Technical Data DS34

Pressure range	0 - 0,6 bis 0 - 6 bar
Max. operating pressure	16 bar (over pressure and vacuum proof up to 16 bar)
Max. environmental temperature	-10...70°C
Max. medium temperature	+ 80°C
Pressure chamber	Grivory
Membrane	Stainless steel ANSI 301
Pressure connections	Thread G1/8 female; other see ordering code
Mounting	Mounting base upon request
Electrical connection	pre-wired cable 3x0,5mm ²
Switch point	10-100% of range, continously adjustable
Switch point accuracy	3% FS
Contact	Micro switch, hysteresis 5% FS
Max. load of micro switch	U _{max} 250 V AC 30 V DC
	I _{max} 3 A 0,4 A
	P _{max} 250 VA 10 W
Protection class	IP65

Dimensions DS 34



Threaded hose coupling



Ordering Code DS 34

Differential pressure switch

DS 34

		F	0				0	0	0	0
--	--	---	---	--	--	--	---	---	---	---

Adjustable range

0,06 ... 0,6 bar	A	A
0,10 ... 1,0 bar	A	B
0,16 ... 1,6 bar	A	C
0,25 ... 2,5 bar	A	D
0,40 ... 4,0 bar	A	E
0,60 ... 6,0 bar	A	F

Nominal pressure

16 bar	F
--------	---

Construction of sensing system

standard	0
----------	---

Pressure connection

thread G1/8 female	0	0
threaded hose coupling for 6/4 mm hose	4	3
threaded hose coupling for 8/6 mm hose	4	4

Switch type

1 adjustable micro switch	A
---------------------------	---

Electrical connection

1,0m cable, pre-wired	1
2,5m cable, pre-wired	2
5,0m cable, pre-wired	5

Accessories

Ordering Code

Name

-02006023

Mounting base

